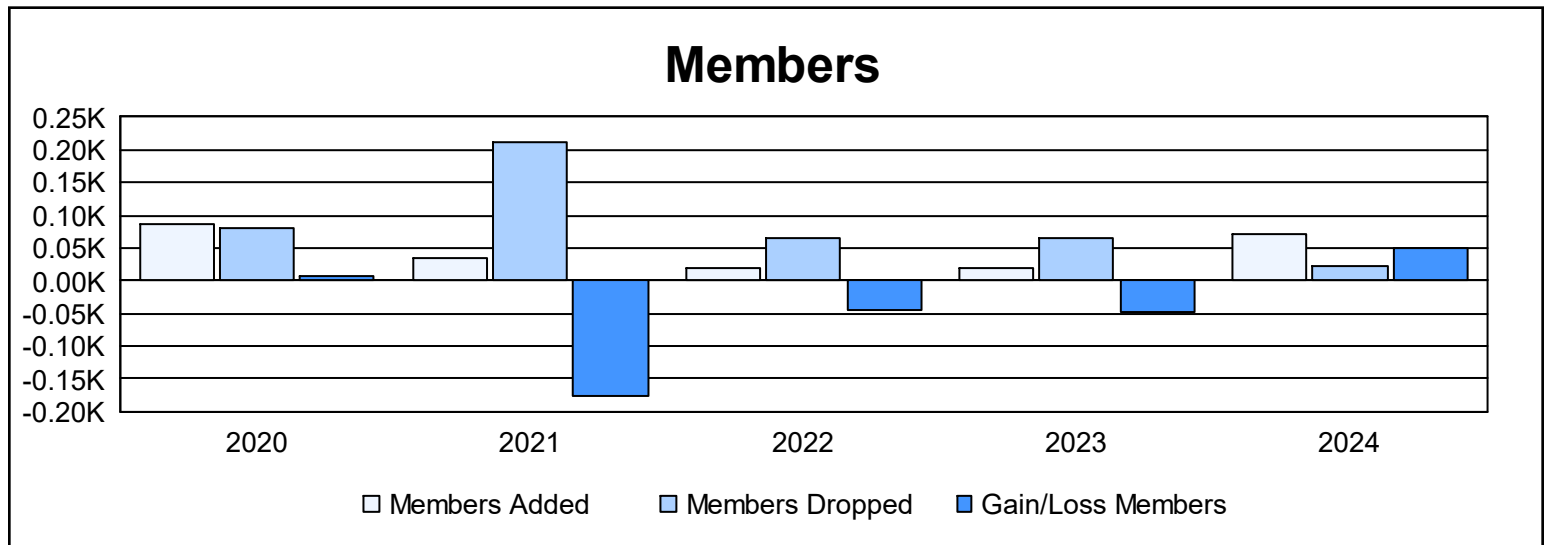
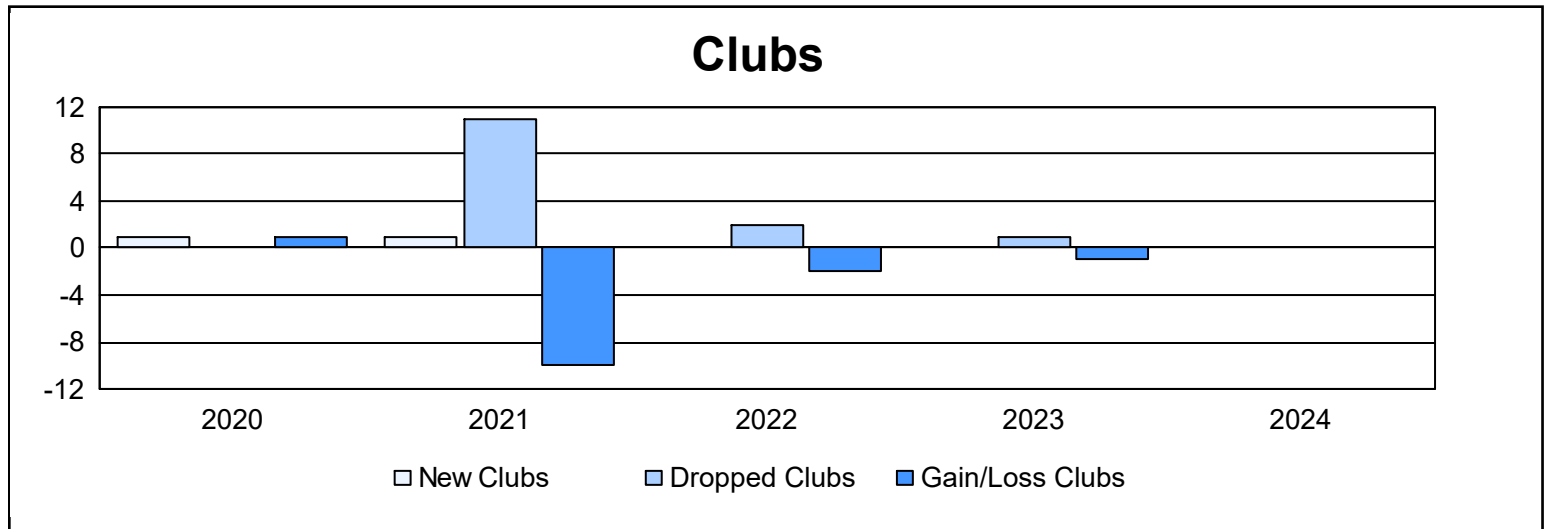
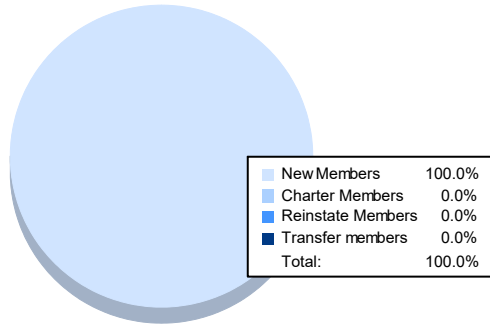


Year	New Clubs	Dropped Clubs	Gain/ Loss Clubs	New Members	Charter Members	Reinstate Members	Transfer Members	Total Member Added	Total Members Dropped	Gain/ Loss Members
2019-2020	1	0	1	47	23	12	5	87	81	6
2020-2021	1	11	-10	10	23	1	2	36	213	-177
2021-2022	0	2	-2	16	1	1	1	19	65	-46
2022-2023	0	1	-1	16	0	2	1	19	66	-47
2023-2024	0	0	0	70	0	0	0	70	21	49
<b>Average</b>	<b>0</b>	<b>3</b>	<b>-2</b>	<b>32</b>	<b>9</b>	<b>3</b>	<b>2</b>	<b>46</b>	<b>89</b>	<b>-43</b>



### Membership Composition June 2024 Cumulative



### Gender Composition June 2024 Cumulative

